

High Frequency Ceramic Solutions

**868MHz Impedance Matched/Balun/BPF Integrated Component for T.I. CC110X, P/N 0868BM15C0001
CC111X, CC113X and CC115X, CC110L, CC113L, CC115L, CC430 and RF430**

Detail Specification: 09/09/2011

Page 1 of 3

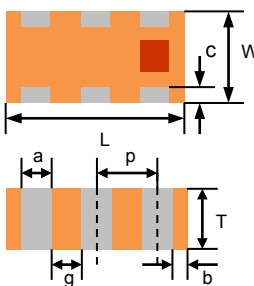
General Specifications			
Part Number	0868BM15C0001	Insertion Loss	2.1 dB max.
Operating Frequency	863 - 873 (MHz)	Return Loss	9.5 dB min.
Unbalanced Impedance	50 Ω	Phase Difference	180° ± 15
Balanced Impedance	Impedance-Matched to T.I. CC110X, CC111X, CC113X and CC115X, CC110L, CC113L, CC115L, CC430 and RF430 Chipsets	Amplitude Difference	1.5 dB max.
		Input Power	1W max. (CW)
		Reel Quantity	4,000
Attenuation*	10 dB min. @ 699MHz	Operating Temperature	-40 to +85°C
	30 dB min. @ 1736MHz	Storage Temperature Range	+5 ~ +35 °C, Humidity 45~75%RH, 18 months. 1 week max after opened**
	30 dB min. @ 2604MHz		
	35 dB min. @ 3472MHz		
30 dB min. @ 4340MHz			

* Band Pass Filtering

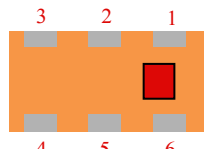
**For more info go to www.johansontechnology.com/silverleads

Part Number Explanation				
P/N Suffix	Packing Style	Bulk	Suffix = S	Eg. 0868BM15C0001S
		T & R	Suffix = E	Eg. 0868BM15C0001E
	Termination style	AgPt	Suffix = None	Eg. 0868BM15C0001 (E or S)
	Evaluation Board	0868BM15C0001-EBSMA		

Mechanical Dimensions		
	In	mm
L	0.079 ± 0.004	2.00 ± 0.10
W	0.049 ± 0.004	1.25 ± 0.10
T	0.028 ± 0.004	0.70 ± 0.10
a	0.012 ± 0.004	0.30 ± 0.10
b	0.008 ± 0.004	0.20 ± 0.10
c	0.012 +.004/-.008	0.30 +0.1/-0.2
g	0.014 ± 0.004	0.35 ± 0.10
p	0.026 ± 0.002	0.65 ± 0.05



Terminal Configuration			
No.	Function	No.	Function
1	Unbalanced Port	4	Balanced Port***
2	GND	5	GND
3	Balanced Port***	6	GND



***Balanced ports are DC-Blocked from pins 1-2-5-6, capacitor is embedded. No need for external DC-Blocking cap at GND pins or unbalanced port.

Johanson Technology, Inc. reserves the right to make design changes without notice.

All sales are subject to Johanson Technology, Inc. terms and conditions.



4001 Calle Tecate • Camarillo, CA 93012 • TEL 805.389.1166 FAX 805.389.1821

Ver 2.1

2014 Johanson Technology, Inc. All Rights Reserved

www.johansontechnology.com

High Frequency Ceramic Solutions

868MHz Impedance Matched/Balun/BPF Integrated Component for T.I. CC110X, P/N 0868BM15C0001
CC111X, CC113X and CC115X, CC110L, CC113L, CC115L, CC430 and RF430

Detail Specification: 09/09/2011

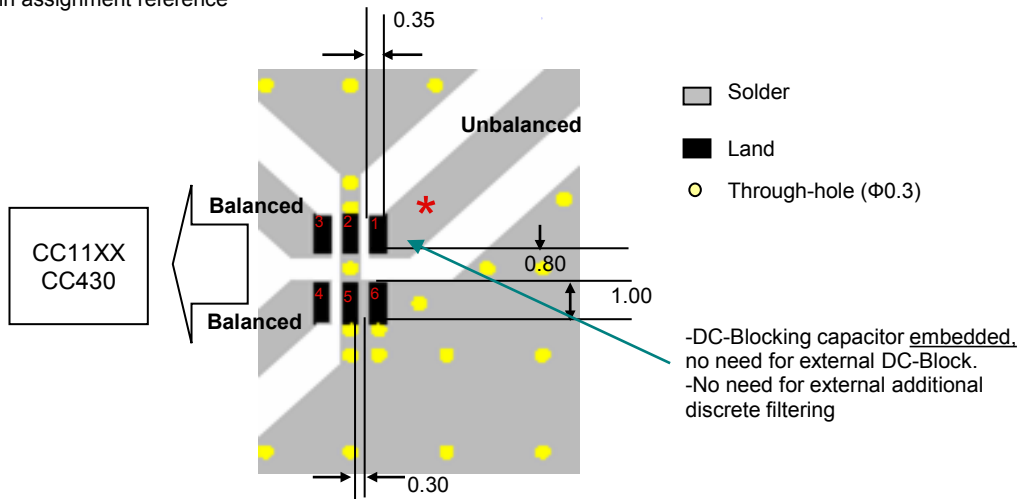
Page 2 of 3

Mounting Considerations



Mount these devices with brown mark facing up. Units: mm

* Unbalanced trace/port must exhibit a 50Ω characteristic impedance

Pin assignment reference



To obtain application notes, information how to implement this component, or obtain gerber files, go to: www.johansontechnology.com/ti or contact our Apps Engineering Team at: www.johansontechnology.com/component/techquestion/?Itemid=407



Johanson Technology, Inc. reserves the right to make design changes without notice.
All sales are subject to Johanson Technology, Inc. terms and conditions.



www.johansontechnology.com
4001 Calle Tecate • Camarillo, CA 93012 • TEL 805.389.1166 FAX 805.389.1821
Ver 2.1 2014 Johanson Technology, Inc. All Rights Reserved

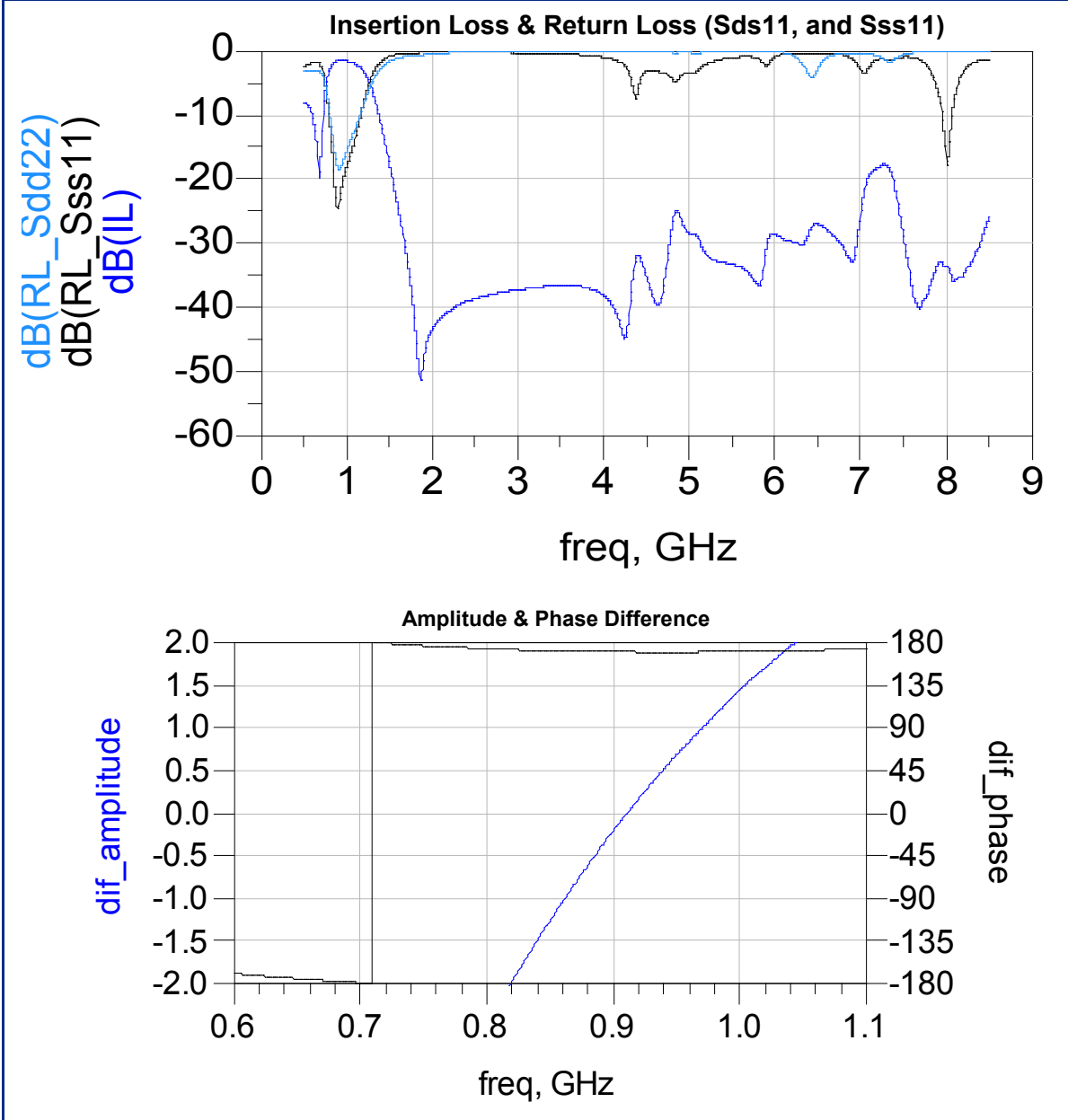
High Frequency Ceramic Solutions

868MHz Impedance Matched/Balun/BPF Integrated Component for T.I. CC110X, P/N 0868BM15C0001
CC111X, CC113X and CC115X, CC110L, CC113L, CC115L, CC430 and RF430

Detail Specification: 09/09/2011

Page 3 of 3

Typical Electrical Performance (T=25°C)



Johanson Technology, Inc. reserves the right to make design changes without notice.
All sales are subject to Johanson Technology, Inc. terms and conditions.



www.johansontechnology.com
4001 Calle Tecate • Camarillo, CA 93012 • TEL 805.389.1166 FAX 805.389.1821
Ver 2.1

2014 Johanson Technology, Inc. All Rights Reserved

"High Frequency Ceramic Solutions"

868MHz Impedance Matched/Balun/BPF Integrated Component for T.I. CC110X, CC111X, CC113X and CC115X, CC110L, CC113L, CC115L, CC430 and RF430

P/N 0868BM15C0001

Detail Specification: 7/8/2014

Page 4 of 4

RoHS Compliance

www.johansontechnology.com/technical-notes/rohs-compliance.html

Packaging information

www.johansontechnology.com/ipcpackaging.html

Soldering Information

www.johansontechnology.com/ipcsoldering-profile

Antenna layout and tuning techniques

www.johansontechnology.com/tuning

Antenna layout review, tuning, and characterization services

www.johansontechnology.com/ipcantennaservices

Pad metalization information

www.johansontechnology.com/silverleads

MSL Info

www.johansontechnology.com/technical-notes/msl-rating.html

Recommended Storage Condition and Max Shelf Life

www.johansontechnology.com/ipcstorage-shelflife

Application Notes, Layout Files, and more

www.johansontechnology.com/ti.html

Johanson Technology, Inc. reserves the right to make design changes without notice.

All sales are subject to Johanson Technology, Inc. terms and conditions.



www.johansontechnology.com

4001 Calle Tecate • Camarillo, CA 93012 • TEL 805.389.1166 FAX 805.389.1821

Ver 2.1

2014 Johanson Technology, Inc. All Rights Reserved