

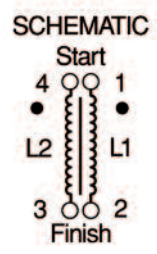
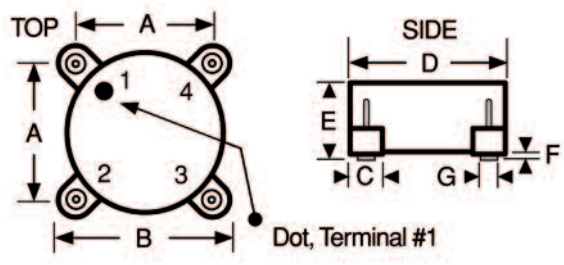
**SERIES**

**CM6460R  
CM6460**

RoHS  
Compliant  
Traditional  
First Quality

**Surface Mount  
Common Mode Choke**

DASH NUMBER\*  
L1 or L2 INDUCTANCE  
+35% / -25% (µH)  
DC RESISTANCE  
MAXIMUM (OHMS)  
RATED RMS CURRENT  
(AMPS) MAXIMUM  
LEAKAGE INDUCTANCE  
TYPICAL (µH)



SERIES CM6460 FERRITE CORE				
-104	100	0.006	7.00	0.7
-154	150	0.010	5.50	1.0
-224	220	0.012	5.00	1.4
-334	330	0.017	4.00	1.8
-504	500	0.024	3.30	2.2
-754	750	0.035	2.70	3.0
-105	1000	0.049	2.20	4.0
-125	1200	0.068	1.70	5.0
-185	1800	0.106	1.40	5.5
-225	2200	0.150	1.10	7.0
-335	3300	0.210	0.85	9.5
-505	5000	0.320	0.70	14.0
-755	7500	0.640	0.44	22.0
-106	10000	0.900	0.33	29.0

\*Complete part # must include series # PLUS the dash #

**Mechanical Configuration** A flat top surface mount case with excellent coplanarity of terminals.

**Physical Parameters**

	Inches	Millimeters
A	0.400 ± 0.010	10.16 ± 0.25
B	0.530 ± 0.010	13.46 ± 0.25
C	0.125 ± 0.010	3.17 ± 0.25
D	0.490 ± 0.010	12.44 ± 0.25
E	0.290 ± 0.010	7.37 ± 0.25
F	0.030 ± 0.010	0.76 ± 0.25
G	0.060 (Ref. only)	1.52 (Ref. only)

**Electrical Configuration**

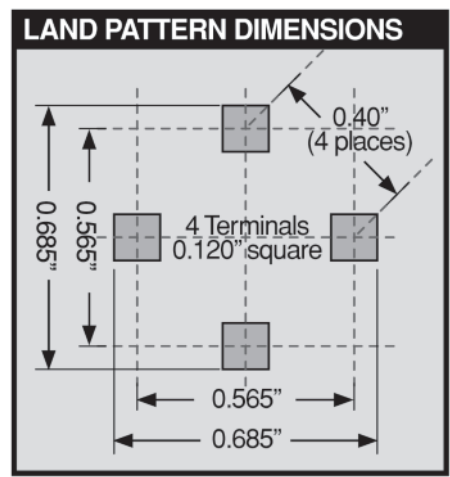
- 1) Inductance and DCR in table is for either L1 or L2.
- 2) Leakage Inductance tested at L1 with L2 shorted or at L2 with L1 shorted.
- 3) Windings balanced within 2%
- 4) Inductance tested @ 10 kHz

**Operating Temperature Range** -55°C to +105°C

**Electrical Characteristics** Measured at +25°C

**Rated RMS Current** Based upon 40°C temperature rise from 25°C ambient

**Maximum Power Dissipation at 25°C** 0.605 Watts



**Inductance Tolerance** Units are supplied to the tolerance indicated in the tables @ 10KHz

**Dielectric Withstanding Voltage**  
500 V RMS, 60Hz

**Marking** Parts are printed with Delevan, Inductance Value, and dot at terminal #1.

**Packaging** Tape & reel (24mm):  
13" reel, 350 pieces max.; 7" reel not available  
Bulk option available

**Weight (Grams)** 2.5 (Ref.)