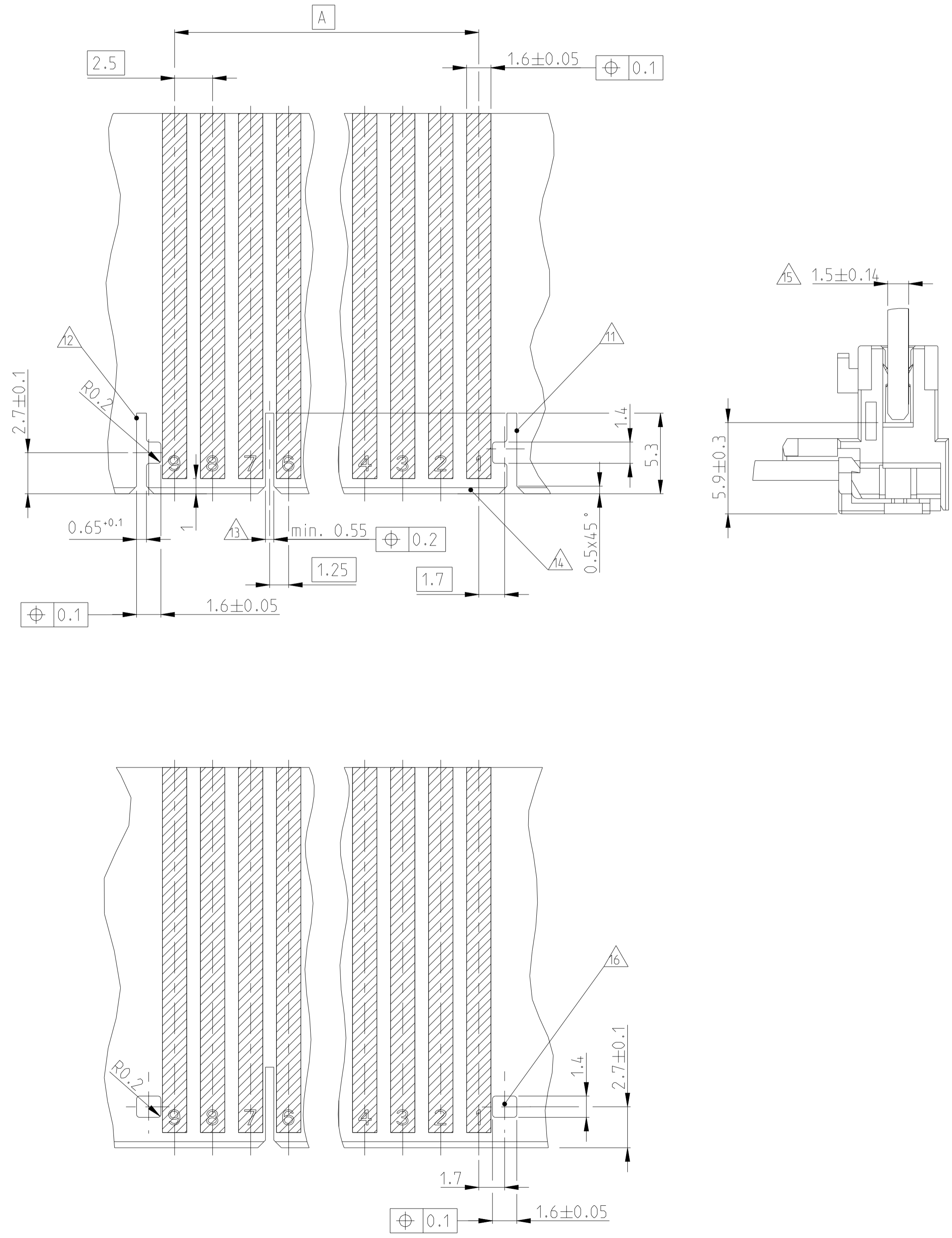
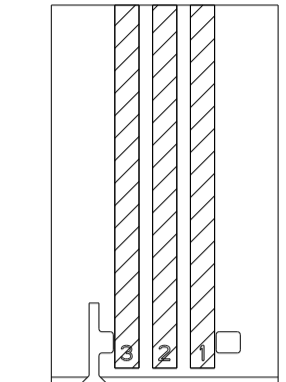


PCB LAYOUT IN GENERAL
Leiterplattenanschluss allgemein

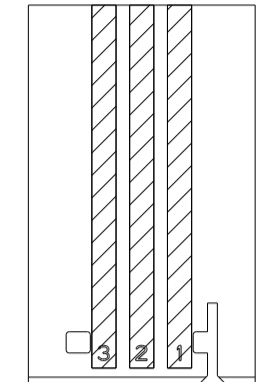
3-20 POSITION
3-20 polig



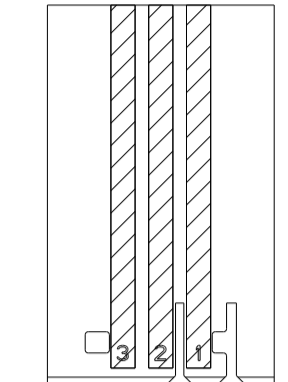
3 POSITION
 3 polig



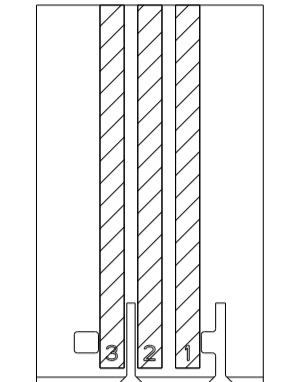
LAYOUT FOR CONNECTOR NO.
 Leiterplattenanschluss fuer PN
 1-1740918-3 (WITHOUT PAD 2)



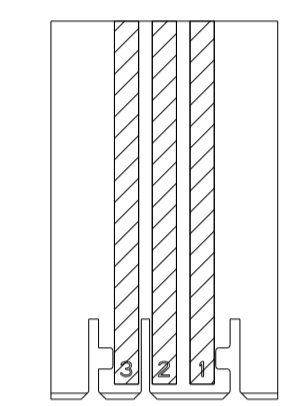
LAYOUT FOR CONNECTOR NO.
 Leiterplattenanschluss fuer PN
 2-1740918-3 (WITHOUT PAD 2)



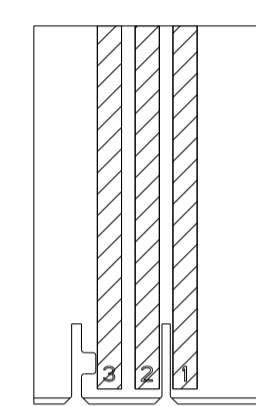
LAYOUT FOR CONNECTOR NO.
 Leiterplattenanschluss fuer PN
 3-1740918-3 (WITHOUT PAD 2)



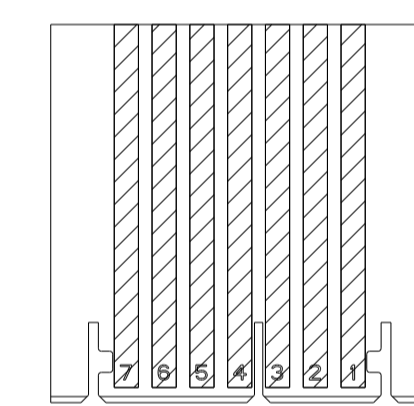
LAYOUT FOR CONNECTOR NO.
 Leiterplattenanschluss fuer PN
 4-1740918-3 (WITHOUT PAD 2)



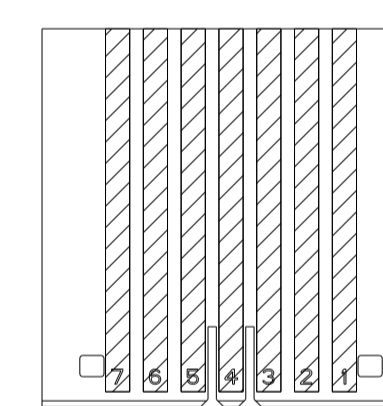
LAYOUT FOR CONNECTOR NO.
 Leiterplattenanschluss fuer PN
 5-1740918-3 (WITHOUT PAD 2)



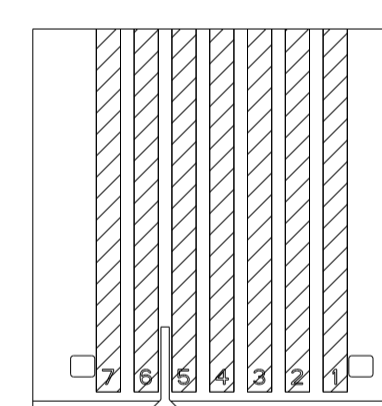
6-1740918-3
 (WITHOUT PAD 2)



LAYOUT FOR CONNECTOR NO.
 Leiterplattenanschluss fuer PN
 1-1740918-7
 (WITHOUT PAD 4)



2-1740918-7
 (WITHOUT PAD 2, 4)



3-1740918-7
 (WITHOUT PAD 2, 4, 6)

7 POSITION
 7 polig

- △16 WINDOW FOR LOCKING HOOK
 Fenster fuer Rasthaken
- △15 INCLUSIVE COPPER CLADDING, SINGLE OR DOUBLE SIDED
 Inklusive Kupferkaschierung, ein oder doppelseitig
- △14 PCB TO BE PREFERABLY CHAMFERED
 Leiterplatte vorzugsweise angefast
- △13 SLOT FOR ADDITIONAL KEYING RIB BETWEEN CAVITY NO.
 Schlitz fuer zusaetzliche Kodierrippe zwischen Kammer Nr.
- △12 SLOT FOR SIDE KEYING, ON LAST CAVITY
 Schlitz fuer Seitenkodierung, bei letzter Kammer
- △11 SLOT FOR SIDE KEYING, ON CAVITY NO. 1
 Schlitz fuer Seitenkodierung, bei Kammer Nr. 1

△1 - △10 SEE SHEET 1
 Siehe Blatt 1

LOC	DIST	REV	DATE	BY	CHK	APPV
A1	-	1	-	-	-	-

REVISIONS						
REV	DATE	BY	CHK	APPV	DESCRIPTION	DATE
-	-	-	-	-	SEE SHEET 1	-

THIS DRAWING IS A CONTROLLED DOCUMENT.		OWN H. Karabiyik	03.07.2007	TE Connectivity AMP DUOPLUG 2.5 MKII FEMALE CONNECTOR 3-20 POSITION WITH PCB LOCKING - SELECTIVE LOADED
DIMENSIONS:		CHK B. Schnaubelt	03.07.2007	
TOLERANCES UNLESS OTHERWISE SPECIFIED:		APPV T. Klenner	03.07.2007	
mm		NAME		
0 PLC	±0.2	PRODUCT SPEC		
1 PLC	±0.2	108-18785		
2 PLC	±0.2	APPLICATION SPEC		
3 PLC	±0.2	114-18467		
4 PLC	±0.2	WEIGHT		
ANGLES	±	SIZE		
FINISH	±	CAGE CODE		
MATERIAL		DRAWING NO		
-		A1 00779		
-		SCALE		
-		5:1		
-		SHEET		
-		2 OF 2		
-		REV		
-		C12		